

HOSPITAL ROSARIO PUMAREJO DE LOPEZ
EMPRESA SOCIAL DEL ESTADO E.S.E.
EJECUCION DE INGRESOS DEL 01 AL 30 DE SEPTIEMBRE DE 2018

CODIGO	CONCEPTO	PRESUPUESTO INICIAL	ADICIONES	PRESUPUESTO DEFINITIVO	RECONOCIMIENTO			RECAUDOS			CUENTAS POR COBRAR
					MES ANTERIOR	DEL MES	TOTAL RECONOCIMIENTOS	MES ANTERIOR	DEL MES	TOTAL RECAUDOS	
0	DISPONIBILIDAD INICIAL	100,000,000	48,532,723	148,532,723	148,532,723	-	148,532,723	148,532,723		148,532,723	0
1	INGRESOS CORRIENTES	60,815,625,306	40,000,000	60,855,625,306	53,901,974,999	4,354,531,380	58,256,506,379	20,608,153,762	1,712,259,169	22,320,412,931	35,936,093,448
11	INGRESOS DE EXPLOTACION	59,497,853,224	0	59,497,853,224	53,301,716,192	4,286,330,577	57,588,046,769	20,198,398,801	1,654,694,888	21,853,093,689	35,734,953,080
1110	VENTA DE SERVICIOS DE SALUD	21,217,476,684	0	21,217,476,684	41,868,471,944	4,286,330,577	46,154,802,521	8,765,154,553	1,654,694,888	10,419,849,441	35,734,953,080
111000001	Regimen Subsidiado	15,863,887,672	0	15,863,887,672	31,797,255,266	3,390,038,360	35,187,293,626	7,011,372,693	1,467,694,972	8,479,067,665	26,708,225,961
111000002	Regimen Contributivo	806,506,240	0	806,506,240	1,565,048,614	247,316,420	1,812,365,034	166,554,303	9,432,310	175,986,613	1,636,378,421
111000003	Atencion a Poblacion Pobre en lo no Cubierto con Subsidios a la Demanda (con Situacion de Fondos)	1,885,528,736		1,885,528,736	5,685,541,310	305,729,814	5,991,271,124	755,316,897	0	755,316,897	5,235,954,227
111000005	Empresas Aseguradoras SOAT	380,041,628	0	380,041,628	389,601,721	42,684,378	432,286,099	197,608,769	48,116,634	245,725,403	186,560,696
111000006	Fosyga(ADRES)	50,000,000	0	50,000,000	428,299,165	32,180,557	460,479,722	0	0	0	460,479,722
111000007	Cuotas de Recuperacion	111,011,618	0	111,011,618	73,996,392	11,256,619	85,253,011	73,996,392	11,256,619	85,253,011	0
111000008	OTRAS VENTAS SERV. SALUD	2,120,500,790	0	2,120,500,790	1,928,729,476	257,124,429	2,185,853,905	560,305,499	118,194,353	678,499,852	1,507,354,053
11100000801	Otras Secretarias de Salud	202,089,573		202,089,573	523,717,556	52,673,803	576,391,359	11,280,419	12,816,963	24,097,382	552,293,977
11100000802	IPS Privadas y Publicas	206,306,470		206,306,470	77,026,055	6,833,647	83,859,702	17,950,714	0	17,950,714	65,908,988
11100000803	Regimen Especial	1,676,468,405		1,676,468,405	1,284,697,680	189,602,604	1,474,300,284	494,655,745	97,363,015	592,018,760	882,281,524
11100000804	Particulares	35,636,342		35,636,342	43,288,185	8,014,375	51,302,560	36,418,621	8,014,375	44,432,996	6,869,564
1120	CUENTAS POR COBRAR VIGENCIAS ANTERIOR	38,280,376,540	0	38,280,376,540	11,433,244,248	0	11,433,244,248	11,433,244,248	0	11,433,244,248	0
1120000000	Cuentas por Cobrar Vigencias Anterior < 3	38,280,376,540		38,280,376,540	11,433,244,248		11,433,244,248	11,433,244,248	0	11,433,244,248	0
1200	APORTES	899,565,454	40,000,000	939,565,454	479,449,878	58,794,194	538,244,072	288,946,032	48,157,672	337,103,704	201,140,368
120000002	DEPARTAMENTALES	899,565,454	40,000,000	939,565,454	479,449,878	58,794,194	538,244,072	288,946,032	48,157,672	337,103,704	201,140,368
12000000201	Aportes Patronales art. 2,4,10 del Decreto 762/2017 (Departamentales)	789,565,454		789,565,454	479,449,878	58,794,194	538,244,072	288,946,032	48,157,672	337,103,704	201,140,368
12000000202	Aportes Convenio Banco de Leche	110,000,000	40,000,000	150,000,000	0	0	0	0	0	0	0
122000003	Municipales	0		0	0	0	0	0	0	0	0
1300	OTROS INGRESOS CORRIENTES	418,206,628	0	418,206,628	120,808,929	9,406,609	130,215,538	120,808,929	9,406,609	130,215,538	0
130000001	Servicios de Docencia e Investigacion	109,005,687		109,005,687	0	0	0	0	0	0	0
113000002	Otros Ingresos (Arrendamientos - otros)	309,200,941		309,200,941	120,808,929	9,406,609	130,215,538	120,808,929	9,406,609	130,215,538	0
2	INGRESOS DE CAPITAL	8,169,589,863	9,647,966,924	17,817,556,787	14,511,523,678	1,729,688,005	16,241,211,683	14,511,523,678	1,729,688,005	16,241,211,683	0
21	RECURSOS CORRIENTES	3,027,916	0	3,027,916	1,827,529	0	1,827,529	1,827,529	0	1,827,529	0
210100001	Rendimientos Financieros	3,027,916		3,027,916	1,827,529	0	1,827,529	1,827,529	0	1,827,529	0
22	RECURSOS DEL BALANCE	8,166,561,947	9,647,966,924	17,814,528,871	14,509,696,149	1,729,688,005	16,239,384,154	14,509,696,149	1,729,688,005	16,239,384,154	0
220100001	Recuperacion de Cartera > 360 dias	8,166,561,947	9,647,966,924	17,814,528,871	14,509,696,149	1,729,688,005	16,239,384,154	14,509,696,149	1,729,688,005	16,239,384,154	0
	TOTAL DE INGRESOS	69,085,215,169	9,736,499,647	78,821,714,816	68,862,031,400	6,084,219,385	74,646,250,785	35,268,210,163	3,441,947,174	38,710,157,337	35,936,093,448

ARMANDO JESUS ALMEIRA QUIROZ
Representante Legal

MAGRETH SANCHEZ BLANCO
Subgerente Financiero

MAEL TINOCO PINEDA
Prof. Univ. Presupuesto

ESE HOSPITAL ROSARIO PUMAREJO DE LOPEZ
892399994

Fecha Actual : Wednesday, 03 October 2018

Página 1/1

INFORME MENSUAL DE EJECUCIÓN DEL PRESUPUESTO DE GASTOS CONTRALORIA

SECCIÓN 0001
 UNIDAD 01
 EJECUTORA
 REGIONAL 0001 MES 9
 HOSPITAL ROSARIO VIGENCIA 2018
 PUMAREJO DE LOPEZ

Código Contable	Denominación del Numeral Rentístico	Presupuesto						Compromisos				Pagos			Saldo de Apropriacion	Cuentas por Pagar
		Inicial	Traslados		Modificaciones		Definitivo	Meses Anteriores	Del Mes	Total	Ejecutado por Ejecutar	Meses Anteriores	Del Mes	Total		
			Adicion	Reduccion	Adicion	Reduccion										
1	2	3	4	5	6	7	8	9	10	11	12	13	14	15	16	17
1	GASTOS DE PERSONAL	37,355,023,039	30,000,000	30,000,000	5,468,486,740	0	42,823,509,779	39,301,322,382	389,501,576	39,690,823,958	93	19,281,452,408	2,488,590,784	21,770,043,192	3,132,685,821	17,920,780,766
101	GASTOS DE ADMINISTRACION	5,055,905,171	20,000,000	0	794,000,000	0	5,869,905,171	4,559,823,305	193,467,995	4,753,291,300	81	2,514,676,044	518,345,166	3,033,021,210	1,116,613,871	1,720,270,090
10101	SERVICIOS PERSONALES ASOCIADOS A LA NOMINA	1,308,557,702	20,000,000	0	0	0	1,328,557,702	774,360,016	89,761,084	864,121,100	65	605,001,244	129,399,867	734,401,111	464,436,602	129,719,989
101010101 02	SUELDOS	1,040,418,288	0	0	0	0	1,040,418,288	640,357,564	81,012,780	721,370,344	69	495,002,625	105,740,163	600,742,788	319,047,944	120,627,556
101010401 02	GASTOS DE REPRESENTACION	29,616,492	0	0	0	0	29,616,492	19,212,336	2,401,542	21,613,878	73	15,610,023	3,602,313	19,212,336	8,002,614	2,401,542
101010404 02	BONIFICACION ESPECIAL DE RECREACION	5,780,102	0	0	0	0	5,780,102	3,238,197	114,936	3,353,133	58	2,145,802	836,305	2,982,107	2,426,969	371,026
101010405 02	BONIFICAICON POR SERVICIOS PRESTADOS	31,209,348	0	0	0	0	31,209,348	17,000,539	603,413	17,603,952	56	11,265,461	4,390,603	15,656,064	13,605,396	1,947,888
101010406 02	PRIMA DE SERVICIOS	45,885,172	0	0	0	0	45,885,172	41,221,546	0	41,221,546	90	41,221,546	0	41,221,546	4,663,626	0
101010407 02	PRIMA DE VACACIONES	47,797,054	0	0	0	0	47,797,054	27,473,362	1,260,725	28,734,087	60	17,810,528	7,946,870	25,757,398	19,062,967	2,976,689
101010408 02	PRIMA DE NAVIDAD	99,577,196	0	0	0	0	99,577,196	2,565,192	0	2,565,192	3	2,565,192	0	2,565,192	97,012,004	0
101010501 02	INDEMNIZACION POR VACACIONES	8,274,050	20,000,000	0	0	0	28,274,050	23,291,280	4,367,688	27,658,968	98	19,380,067	6,883,613	26,263,680	615,082	1,395,288
10102	SERVICIOS PERSONALES INDIRECTOS	3,241,957,875	0	0	794,000,000	0	4,035,957,875	3,453,715,405	103,375,711	3,557,091,116	88	1,692,065,730	361,926,154	2,053,991,884	478,866,759	1,503,099,232
101020001 02	HONORARIOS	239,991,475	0	0	0	0	239,991,475	173,168,543	36,056,836	209,225,379	87	108,010,236	29,829,665	137,839,901	30,766,096	71,385,478
101020002 02	REMUNERACION SERVICIOS TECNICOS	2,967,000,000	0	0	794,000,000	0	3,761,000,000	3,252,037,114	67,318,875	3,319,355,989	88	1,583,795,080	332,096,489	1,915,891,569	441,644,011	1,403,464,420
101020003 02	APRENDIZ SENA	32,966,400	0	0	0	0	32,966,400	28,509,748	0	28,509,748	86	260,414	0	260,414	4,456,652	28,249,334
101020004 02	SUPERNUMERARIOS	2,000,000	0	0	0	0	2,000,000	0	0	0	0	0	0	0	2,000,000	0
10104	CONTRIBUCIONES INHERENTE A LA NOMINA SECTOR PRIVADO CON SITUACION DE FONDOS	194,738,671	0	0	0	0	194,738,671	120,800,008	147,200	120,947,208	62	77,350,172	11,204,370	88,554,542	73,791,463	32,392,666
101040001 02	CAJA DE COMPENSACION FAMILAR- COMFACESAR	48,028,258	0	0	0	0	48,028,258	31,744,088	147,200	31,891,288	66	28,085,818	3,805,470	31,891,288	16,136,970	0
101040002 01	FONDOS DE CESANTIAS	34,917,075	0	0	0	0	34,917,075	31,290,966	0	31,290,966	90	0	0	0	3,626,109	31,290,966
101040003 01	FONDOS DE PENSIONES	24,567,693	0	0	0	0	24,567,693	8,305,342	0	8,305,342	34	6,458,842	936,300	7,395,142	16,262,351	910,200


Código Contable	Denominación del Numeral Rentístico	Presupuesto						Compromisos			Porcentaje por Ejecutar	Pagos			Saldo de Apropiación	Cuentas por Pagar
		Inicial	Traslados		Modificaciones		Definitivo	Meses Anteriores	Del Mes	Total		Meses Anteriores	Del Mes	Total		
			Adición	Reducción	Adición	Reducción										
1	2	3	4	5	6	7	8	9	10	11	12	13	14	15	16	17
101040004 01	EPS SALUD	60,399,338	0	0	0	0	60,399,338	32,161,009	0	32,161,009	53	25,506,909	6,462,600	31,969,509	28,238,329	191,500
101040005 01	RIESGOS PROFESIONALES	26,826,307	0	0	0	0	26,826,307	17,298,603	0	17,298,603	64	17,298,603	0	17,298,603	9,527,704	0
10106	CONTRIBUCIONES INHERENTE A LA NOMINA SECTOR PUBLICO CON SITUACION DE FONDOS	310,650,923	0	0	0	0	310,650,923	210,947,876	184,000	211,131,876	68	140,258,898	15,814,775	156,073,673	99,519,047	55,058,203
101060001 02	INSTITUTO COLOMBIANO DE BIENESTAR FAMILIAR ICBF	36,021,194	0	0	0	0	36,021,194	23,810,913	110,400	23,921,313	66	21,066,828	2,854,485	23,921,313	12,099,881	0
101060002 02	SENA	24,014,129	0	0	0	0	24,014,129	15,874,998	73,600	15,948,598	66	14,045,528	1,903,070	15,948,598	8,065,531	0
101060003 01	FONDOS DE CESANTIAS	84,827,585	0	0	0	0	84,827,585	55,058,203	0	55,058,203	65	0	0	0	29,769,382	55,058,203
101060004 01	FONDOS DE PENSIONES	132,581,602	0	0	0	0	132,581,602	94,037,042	0	94,037,042	71	86,225,022	7,812,020	94,037,042	38,544,560	0
101060005 01	EPS SALUD	33,206,413	0	0	0	0	33,206,413	22,166,720	0	22,166,720	67	18,921,520	3,245,200	22,166,720	11,039,693	0
102	GASTOS DE OPERACION	21,679,811,336	10,000,000	30,000,000	4,674,486,740	0	26,334,298,076	24,122,192,545	196,033,581	24,318,226,126	92	6,168,519,712	1,970,245,618	8,138,765,330	2,016,071,950	16,179,460,796
10201	SERVICIOS PERSONALES ASOCIADOS A LA NOMINA	1,459,721,399	10,000,000	30,000,000	0	0	1,439,721,399	848,570,786	96,066,556	944,637,342	66	678,359,324	131,591,102	809,950,426	495,084,057	134,686,916
102010101 02	SUELDOS	986,246,748	0	0	0	0	986,246,748	632,564,192	76,986,994	709,551,186	72	487,120,216	104,967,180	592,087,396	276,695,562	117,463,790
102010201 02	RECARGOS Y FESTIVOS	252,829,483	0	30,000,000	0	0	222,829,483	111,158,851	13,891,773	125,050,624	56	91,341,000	20,655,255	111,996,255	97,778,859	13,054,369
102010403 02	BONIFICAICON ESPECIAL DE RECREACION	5,479,149	0	0	0	0	5,479,149	3,830,478	83,328	3,913,806	71	3,483,984	314,886	3,798,870	1,565,343	114,936
102010404 02	BONIFICAICON POR SERVICIOS PRESTADOS	28,765,536	0	0	0	0	28,765,536	20,109,994	437,474	20,547,468	71	18,290,900	1,653,155	19,944,055	8,218,068	603,413
102010405 02	PRIMA DE SERVICIOS	42,292,179	0	0	0	0	42,292,179	40,482,427	0	40,482,427	96	40,482,427	0	40,482,427	1,809,752	0
102010406 02	PRIMA DE VACACIONES	44,054,353	0	0	0	0	44,054,353	32,177,289	856,621	33,033,910	75	29,393,242	2,718,333	32,111,575	11,020,443	922,335
102010407 02	PRIMA DE NAVIDAD	91,779,901	0	0	0	0	91,779,901	0	1,282,293	1,282,293	1	0	1,282,293	1,282,293	90,497,608	0
102010408 02	INDEMNIZACION POR VACACIONES	8,274,050	10,000,000	0	0	0	18,274,050	8,247,555	2,528,073	10,775,628	59	8,247,555	0	8,247,555	7,498,422	2,528,073
10202	SERVICIOS PERSONALES INDIRECTOS	19,655,480,427	0	0	4,574,486,740	0	24,229,967,167	22,895,517,965	83,591,680	22,979,109,645	95	5,254,351,137	1,807,220,082	7,061,571,219	1,250,857,522	15,917,538,426
102020001 02	CAMILLEROS	257,500,000	0	0	62,000,000	0	319,500,000	256,666,667	61,600,000	318,266,667	100	163,642,136	30,800,000	194,442,136	1,233,333	123,824,531
102020002 02	CONDUCTORES	89,500,000	0	0	22,000,000	0	111,500,000	89,432,832	21,991,680	111,424,512	100	49,481,280	15,760,704	65,241,984	75,488	46,182,528
102020003 02	SUPERNUMERARIOS	7,000,000	0	0	0	0	7,000,000	0	0	0	0	0	0	0	7,000,000	0
102020004 02	SERVICIOS ASISTENCIALES	19,301,480,427	0	0	4,490,486,740	0	23,791,967,167	22,549,418,466	0	22,549,418,466	95	5,041,227,721	1,760,659,378	6,801,887,099	1,242,548,701	15,747,531,367
0204	CONTRIBUCIONES INHERENTE A LA NOMINA SECTOR PRIVADO CON SITUACION DE FONDOS	325,280,658	0	0	100,000,000	0	425,280,658	230,855,943	16,375,345	247,231,288	58	125,706,326	12,590,609	138,296,935	178,049,370	108,934,353
02040001 02	CAJA DE COMPENSACION FAMILIAR- COMFACESAR	54,386,698	0	0	0	0	54,386,698	34,283,612	0	34,283,612	63	30,332,682	3,950,930	34,283,612	20,103,086	0
02040002 01	FONDOS DE CESANTIAS	89,962,549	0	0	100,000,000	0	189,962,549	98,408,508	16,375,345	114,783,853	60	10,000,000	0	10,000,000	75,178,696	104,783,853
02040003 01	FONDOS DE PENSIONES	64,154,441	0	0	0	0	64,154,441	23,678,281	0	23,678,281	37	19,527,781	0	19,527,781	40,476,160	4,150,500
02040004 01	EPS SALUD	85,892,345	0	0	0	0	85,892,345	55,803,045	0	55,803,045	65	51,673,145	4,129,900	55,803,045	30,089,300	0
02040005 01	RIESGOS PROFESIONALES	30,884,625	0	0	0	0	30,884,625	18,682,497	0	18,682,497	60	14,172,718	4,509,779	18,682,497	12,202,128	0


Código Contable	Denominación del Numeral Rentístico	Presupuesto						Compromisos			Porcentaje por Ejecutar	Pagos			Saldo de Apropiación	Cuentas por Pagar
		Inicial	Traslados		Modificaciones		Definitivo	Meses Anteriores	Del Mes	Total		Meses Anteriores	Del Mes	Total		
			Adición	Reducción	Adición	Reducción										
1	2	3	4	5	6	7	8	9	10	11	12	13	14	15	16	17
10206	CONTRIBUCIONES INHERENTES A LA NOMINA SECTOR PUBLICO CON SITUACION DE FONDOS	239,328,852	0	0	0	0	239,328,852	147,247,851	0	147,247,851	62	110,102,925	18,843,825	128,946,750	92,081,001	18,301,101
102060001 02	INSTITUTO COLOMBIANO DE BIENESTAR FAMILIAR ICBF	40,790,023	0	0	0	0	40,790,023	25,715,787	0	25,715,787	63	22,752,172	2,936,615	25,688,787	15,074,236	27,000
102060002 02	SENA	27,193,349	0	0	0	0	27,193,349	17,145,002	0	17,145,002	63	15,169,172	1,975,830	17,145,002	10,048,347	0
102060003 01	FONDOS DE CESANTIAS	36,484,705	0	0	0	0	36,484,705	18,274,101	0	18,274,101	50	0	0	0	18,210,604	18,274,101
102060004 01	FONDOS DE PENSIONES	112,986,571	0	0	0	0	112,986,571	69,562,035	0	69,562,035	62	56,935,555	12,626,480	69,562,035	43,424,536	0
102060005 01	EPS SALUD	21,874,204	0	0	0	0	21,874,204	16,550,926	0	16,550,926	76	15,246,026	1,304,900	16,550,926	5,323,278	0
103	CUENTAS POR PAGAR SERVICIOS PERSONALES	10,619,306,532	0	0	0	0	10,619,306,532	10,619,306,532	0	10,619,306,532	100	10,598,256,652	0	10,598,256,652	0	21,049,880
103050001 02	CUENTAS POR PAGAR SERVICIOS PERSONALES VIGENCIA ANTERIOR	10,604,606,532	0	0	0	0	10,604,606,532	10,604,606,532	0	10,604,606,532	100	10,598,256,652	0	10,598,256,652	0	6,349,880
103050002 02	CUENTAS POR PAGAR SERV PERSONALES OTRAS VIGENCIAS	14,700,000	0	0	0	0	14,700,000	14,700,000	0	14,700,000	100	0	0	0	0	14,700,000
2	GASTOS GENERALES	13,065,353,689	166,401,000	166,401,000	748,824,983	0	13,814,178,672	10,752,636,492	829,777,119	11,582,413,611	84	5,470,388,522	440,831,164	5,911,219,686	2,231,765,061	5,671,193,925
201	GASTOS DE ADMINISTRACION	1,081,958,500	0	0	150,000,000	0	1,231,958,500	529,843,098	195,073,328	724,916,426	59	239,550,581	72,538,383	312,088,964	507,042,074	412,827,462
20101	ADQUISICION DE BIENES	189,906,961	0	0	0	0	189,906,961	15,162,382	759,000	15,921,382	8	5,416,900	0	5,416,900	173,985,579	10,504,482
201010101 02	COMPRA DE EQUIPOS	17,193,923	0	0	0	0	17,193,923	7,014,258	759,000	7,773,258	45	4,296,900	0	4,296,900	9,420,665	3,476,358
201010201 02	MANTENIMIENTO HOSPITALARIO	172,713,038	0	0	0	0	172,713,038	8,148,124	0	8,148,124	5	1,120,000	0	1,120,000	164,564,914	7,028,124
20102	ADQUISICION DE SERVICIOS	720,908,033	0	0	50,000,000	0	770,908,033	510,566,951	95,447,098	606,014,049	79	231,980,773	72,538,383	304,519,156	164,893,984	301,494,893
201020001 02	SERVICIOS PUBLICOS	170,495,791	0	0	0	0	170,495,791	114,032,198	15,181,411	129,213,609	76	103,603,663	15,181,411	118,785,074	41,282,182	10,428,535
201020002 02	VIATICOS Y GASTOS DE VIAJES	23,111,135	0	0	0	0	23,111,135	15,312,497	5,500,579	20,813,076	90	15,012,496	5,500,579	20,513,075	2,298,059	300,001
201020003 02	COMUNICACION Y TRANSPORTES	29,689,255	0	0	0	0	29,689,255	11,517,600	0	11,517,600	39	1,959,200	2,335,600	4,294,800	18,171,655	7,222,800
201020004 02	PUBLICIDAD	9,000,000	0	0	0	0	9,000,000	1,000,000	0	1,000,000	11	0	0	0	8,000,000	1,000,000
201020005 02	CAPACITACION	24,391,000	0	0	0	0	24,391,000	2,916,350	1,160,250	4,076,600	17	2,916,350	1,160,250	4,076,600	20,314,400	0
201020006 02	BIENESTAR SOCIAL	79,400,000	0	0	0	0	79,400,000	31,599,988	16,400,000	47,999,988	60	23,499,988	2,200,000	25,699,988	31,400,012	22,300,000
201020007 02	ARRENDAMIENTOS	220,000,000	0	0	50,000,000	0	270,000,000	219,858,000	50,132,000	269,990,000	100	23,968,000	30,625,031	54,593,031	10,000	215,396,969
201020008 02	IMPRESOS Y PUBLICACIONES	34,771,265	0	0	0	0	34,771,265	30,589,202	1,920,000	32,509,202	93	18,166,327	0	18,166,327	2,262,063	14,342,875
201020009 02	OTROS GASTOS	30,385,305	0	0	0	0	30,385,305	23,523,090	5,152,858	28,675,948	94	14,728,016	4,375,662	19,103,678	1,709,357	9,572,270
201020010 02	COMBUSTIBLES Y LUBRICANTES	83,764,282	0	0	0	0	83,764,282	59,196,752	0	59,196,752	71	27,105,459	11,159,850	38,265,309	24,567,530	20,931,443
201020011 02	GRAVAMEN FINANCIERO	15,900,000	0	0	0	0	15,900,000	1,021,274	0	1,021,274	6	1,021,274	0	1,021,274	14,878,726	0
20103	IMPUESTOS	171,143,506	0	0	100,000,000	0	271,143,506	4,113,765	98,867,230	102,980,995	38	2,152,908	0	2,152,908	168,162,511	100,828,087
201030001 02	IMPUESTOS, TASAS, MULTAS Y SANCIONES	171,143,506	0	0	100,000,000	0	271,143,506	4,113,765	98,867,230	102,980,995	38	2,152,908	0	2,152,908	168,162,511	100,828,087
202	GASTOS DE OPERACION	7,144,537,235	166,401,000	10,000,000	598,824,983	0	7,899,763,218	5,540,427,375	634,703,791	6,175,131,166	78	1,904,112,737	343,292,781	2,247,405,518	1,724,632,052	3,927,725,648


Código Contable	Denominación del Numeral Rentístico	Presupuesto						Compromisos			Porcentaje por Ejecutar	Pagos			Saldo de Apropriacion	Cuentas por Pagar
		Inicial	Traslados		Modificaciones		Definitivo	Meses Anteriores	Del Mes	Total		Meses Anteriores	Del Mes	Total		
			Adicion	Reduccion	Adicion	Reduccion										
1	2	3	4	5	6	7	8	9	10	11	12	13	14	15	16	17
20201	ADQUISICION DE BIENES	3,437,502,082	25,000,000	0	486,824,983	0	3,949,327,065	2,719,589,388	256,735,175	2,976,324,563	75	876,918,268	169,443,905	1,046,362,173	973,002,502	1,929,962,390
202010101 02	MANTENIMIENTO HOSPITALARIO	3,281,547,720	0	0	486,824,983	0	3,768,372,703	2,587,126,756	239,735,175	2,826,861,931	75	784,596,147	169,443,905	954,040,052	941,510,772	1,872,821,879
202010202 02	PAPELERIA Y UTILES DE OFICINA	114,093,022	25,000,000	0	0	0	139,093,022	102,263,921	17,000,000	119,263,921	86	65,613,921	0	65,613,921	19,829,101	53,650,000
202010203 02	MATERIALES DE OFICINA, EQUIPOS DE OFICINAS Y OTROS	10,000,000	0	0	0	0	10,000,000	4,380,800	0	4,380,800	44	3,390,000	0	3,390,000	5,619,200	990,800
202010204 02	IMPRESOS Y PUBLICACIONES	25,000,000	0	0	0	0	25,000,000	23,486,200	0	23,486,200	94	23,318,200	0	23,318,200	1,513,800	168,000
202010205 02	OTROS IMPREVISTOS	6,861,340	0	0	0	0	6,861,340	2,331,711	0	2,331,711	34	0	0	0	4,529,629	2,331,711
20202	ADQUISICION DE SERVICIOS	3,707,035,153	141,401,000	10,000,000	112,000,000	0	3,950,436,153	2,820,837,987	377,968,616	3,198,806,603	81	1,027,194,469	173,848,876	1,201,043,345	751,629,550	1,997,763,258
202020101 02	LAVANDERIA	586,000,000	0	0	46,000,000	0	632,000,000	591,169,032	0	591,169,032	94	78,560,411	0	78,560,411	40,830,968	512,608,621
202020102 02	SERVICIO DE VIGILANCIA	666,440,000	91,200,000	0	26,000,000	0	783,640,000	690,520,320	82,204,810	772,725,130	99	0	0	0	10,914,870	772,725,130
202020103 02	ELEMENTOS DE ASEO Y BOLSAS HOSPITALARIAS	67,409,170	40,201,000	0	0	0	107,610,170	67,395,076	15,624,000	83,019,076	77	66,424,000	15,624,000	82,048,000	24,591,094	971,076
202020104 02	VIATICOS Y GASTOS DE VIAJES	24,276,051	0	0	0	0	24,276,051	20,472,776	2,300,899	22,773,675	94	20,472,776	2,300,899	22,773,675	1,502,376	0
202020105 02	SERVICIOS PUBLICOS	1,680,629,541	0	0	0	0	1,680,629,541	1,101,521,830	157,164,280	1,258,686,110	75	659,173,100	147,799,010	806,972,110	421,943,431	451,714,000
202020106 02	EPS DESECHOS HOSPITALARIOS	140,000,000	0	0	0	0	140,000,000	118,800,000	0	118,800,000	85	0	0	0	21,200,000	118,800,000
202020107 02	SEGUROS	236,000,000	0	10,000,000	0	0	226,000,000	156,589,582	26,562,737	183,152,319	81	152,683,753	824,967	153,508,720	42,847,681	29,643,599
202020108 02	COMUNICACION Y TRANSPORTES	1,134,855	0	0	0	0	1,134,855	670,400	0	670,400	59	670,400	0	670,400	464,455	0
202020109 02	PUBLICIDAD	2,646,000	0	0	0	0	2,646,000	0	0	0	0	0	0	0	2,646,000	0
202020110 02	CAPACITACION-PLAN DE CAPACITACION	2,944,900	0	0	0	0	2,944,900	0	0	0	0	0	0	0	2,944,900	0
202020111 02	SALUD OCUPACIONAL	29,549,901	10,000,000	0	0	0	39,549,901	37,150,500	0	37,150,500	94	26,834,500	0	26,834,500	2,399,401	10,316,000
202020113 02	CONVENIO DOCENCIA DE SERVICIOS E INVESTIGACION	109,005,687	0	0	0	0	109,005,687	1,758,250	0	1,758,250	2	0	0	0	107,247,437	1,758,250
202020114 02	CONVENIO BANCO DE LECHE HUMANA	110,000,000	0	0	40,000,000	0	150,000,000	2,000,000	94,111,890	96,111,890	64	0	0	0	53,888,110	96,111,890
202020115 02	GESTION AMBIENTAL	50,999,048	0	0	0	0	50,999,048	32,790,221	0	32,790,221	64	22,375,529	7,300,000	29,675,529	18,208,827	3,114,692
203	CUENTAS POR PAGAR GASTOS GENERALES	4,838,857,954	0	156,401,000	0	0	4,682,456,954	4,682,366,019	0	4,682,366,019	100	3,326,725,204	25,000,000	3,351,725,204	90,935	1,330,640,815
203040001 02	CUENTAS POR PAGAR GASTOS GENERALES VIGENCIA ANTERIOR	3,066,544,761	0	65,201,000	0	0	3,001,343,761	3,001,342,980	0	3,001,342,980	100	2,847,175,327	25,000,000	2,872,175,327	781	129,167,653
203040002 02	CUENTAS POR PAGAR GASTOS GENERALES OTRAS VIGENCIAS	1,772,313,193	0	91,200,000	0	0	1,681,113,193	1,681,023,039	0	1,681,023,039	100	479,549,877	0	479,549,877	90,154	1,201,473,162
3	TRANSFERENCIAS CORRIENTES	3,771,334,675	49,348,000	49,348,000	946,106,087	0	4,717,440,762	4,395,627,960	136,673,323	4,532,301,283	96	1,252,267,523	117,051,712	1,369,319,235	185,139,479	3,162,982,048
3100	TRANSFERENCIAS AL SECTOR PUBLICO	145,773,091	0	0	0	0	145,773,091	117,051,712	0	117,051,712	80	0	117,051,712	117,051,712	28,721,379	0
31000301 02	CUOTA DE AUDITAJE	118,467,019	0	0	0	0	118,467,019	117,051,712	0	117,051,712	99	0	117,051,712	117,051,712	1,415,307	0

Código Contable	Denominación del Numeral Rentístico	Presupuesto						Compromisos				Porcentaje por Ejecutar	Pagos			Saldo de Apropiación	Cuentas por Pagar
		Inicial	Traslados		Modificaciones		Definitivo	Meses Anteriores	Del Mes	Total	Meses Anteriores		Del Mes	Total			
			Adición	Reducción	Adición	Reducción											
1	2	3	4	5	6	7	8	9	10	11	12	13	14	15	16	17	
310000302 02	TASA SUPERVIGILANCIA EN SALUD SUPERSALUD	27,306,072	0	0	0	0	27,306,072	0	0	0	0	0	0	0	27,306,072	0	
3200	TRANSFERENCIAS PREVISION Y SEGURIDAD SOCIAL	196,353,688	0	0	0	0	196,353,688	60,467,150	16,443,722	76,910,872	39	0	0	0	119,442,816	76,910,872	
320030002 02	PENSIONES, JUBILACIONES Y CUOTAS PARTES PENSIONALES	196,353,688	0	0	0	0	196,353,688	60,467,150	16,443,722	76,910,872	39	0	0	0	119,442,816	76,910,872	
3300	OTRAS TRANSFERENCIAS CORRIENTES	1,000,000,000	49,348,000	0	946,106,087	0	1,995,454,087	1,838,250,511	120,229,601	1,958,480,112	98	927,768,277	0	927,768,277	36,973,975	1,030,711,835	
330010001 02	SENTENCIAS Y CONCILIACIONES	1,000,000,000	49,348,000	0	946,106,087	0	1,995,454,087	1,838,250,511	120,229,601	1,958,480,112	98	927,768,277	0	927,768,277	36,973,975	1,030,711,835	
3400	CUENTAS POR PAGAR VIENCIAS ANTERIORES	2,429,207,896	0	49,348,000	0	0	2,379,859,896	2,379,858,587	0	2,379,858,587	100	324,499,246	0	324,499,246	1,309	2,055,359,341	
340010001 02	CUENTAS POR PAGAR TRANSFERENCIAS VIGENCIA ANTERIOR	851,239,016	0	35,718,000	0	0	815,521,016	815,520,176	0	815,520,176	100	283,083,546	0	283,083,546	840	532,436,630	
340010002 02	CUENTAS POR PAGAR TRANSFERENCIAS OTRAS VIGENCIAS	1,577,968,880	0	13,630,000	0	0	1,564,338,880	1,564,338,411	0	1,564,338,411	100	41,415,700	0	41,415,700	469	1,522,922,711	
4	GASTOS DE OPERACION COMERCIAL Y PRESTACION DE SERVICIOS	14,427,731,840	456,269,000	456,269,000	2,573,081,837	0	17,000,813,677	15,948,574,333	623,460,347	16,572,034,680	97	6,764,514,918	362,317,645	7,126,832,563	428,778,997	9,445,202,117	
42001	GASTOS DE COMERCIALIZACION	6,440,000,000	300,000,000	0	2,113,081,837	0	8,853,081,837	8,297,456,232	390,779,318	8,688,235,550	98	4,034,066,570	289,757,999	4,323,824,569	164,846,287	4,364,410,981	
420010001 02	COMPRA DE BIENES PARA LA COMERCIALIZACION Y VENTA	6,440,000,000	300,000,000	0	2,113,081,837	0	8,853,081,837	8,297,456,232	390,779,318	8,688,235,550	98	4,034,066,570	289,757,999	4,323,824,569	164,846,287	4,364,410,981	
42002	GASTOS PRESTACION DE SERVICIOS	1,120,000,000	0	80,000,000	140,000,000	0	1,180,000,000	964,015,459	67,681,029	1,031,696,488	87	335,550,158	0	335,550,158	148,303,512	696,146,330	
420020001 02	MATERIAL REACTIVOS PARA LABORATORIO CLINICO	630,000,000	0	80,000,000	80,000,000	0	630,000,000	479,710,580	13,512,986	493,223,566	78	36,273,616	0	36,273,616	136,776,434	456,949,950	
420020002 02	MATERIAL REACTIVOS BANCO DE SANGRE	490,000,000	0	0	60,000,000	0	550,000,000	484,304,879	54,168,043	538,472,922	98	299,276,542	0	299,276,542	11,527,078	239,196,380	
42003	GASTOS COMPLEMENTARIOS	980,000,000	156,269,000	0	320,000,000	0	1,456,269,000	1,176,000,000	165,000,000	1,341,000,000	92	122,308,100	0	122,308,100	115,269,000	1,218,691,900	
420030001 02	GASTOS COMPLEMENTARIOS-ALIMENTACION	980,000,000	156,269,000	0	320,000,000	0	1,456,269,000	1,176,000,000	165,000,000	1,341,000,000	92	122,308,100	0	122,308,100	115,269,000	1,218,691,900	
43000	CUENTAS POR PAGAR PROVEEDORES GASTOS DE COMERCIALIZACION Y PRESTAC SERVICIOS	5,887,731,840	0	376,269,000	0	0	5,511,462,840	5,511,102,642	0	5,511,102,642	100	2,272,590,090	72,559,646	2,345,149,736	360,198	3,165,952,906	
430000001 02	CUENTAS POR PAGAR PROVEEDORES GASTOS DE COMERCIALIZACION Y PRESTAC DE SERVICIOS	2,844,200,152	0	376,269,000	0	0	2,467,931,152	2,467,570,954	0	2,467,570,954	100	1,871,764,081	19,416,330	1,891,180,411	360,198	576,390,543	
430000002 02	CUENTAS POR PAGAR OTRAS VIGENCIAS ANTERIORES	3,043,531,688	0	0	0	0	3,043,531,688	3,043,531,688	0	3,043,531,688	100	400,826,009	53,143,316	453,969,325	0	2,589,562,363	
8	GASTOS DE INVERSION	465,771,926	163,336,000	163,336,000	0	0	465,771,926	250,319,486	44,832,298	295,151,784	63	92,351,944	0	92,351,944	170,620,142	202,799,840	
800000002 02	GASTOS DE INVERSION SECTOR SALUD OBRAS CIVILES	1,000,000	0	0	0	0	1,000,000	0	0	0	0	0	0	0	1,000,000	0	
800000003 02	ESTUDIOS DE PREINVERSION	1,000,000	0	0	0	0	1,000,000	0	0	0	0	0	0	0	1,000,000	0	

Código Contable	Denominación del Numeral Rentístico	Presupuesto						Compromisos				Pagos			Saldo de Apropiación	Cuentas por Pagar
		Inicial	Traslados		Modificaciones		Definitivo	Meses Anteriores	Del Mes	Total	Ejecutado por Ejecutar	Meses Anteriores	Del Mes	Total		
			Adición	Reducción	Adición	Reducción										
1	2	3	4	5	6	7	8	9	10	11	12	13	14	15	16	17
800000004 02	ADQUISICION DE EQUIPOS, MATERIALES, SUMINISTROS Y SERVICIOS PROPIOS DEL SECTOR	160,879,330	163,336,000	0	0	0	324,215,330	110,762,890	44,832,298	155,595,188	48	72,603,894	0	72,603,894	168,620,142	82,991,294
800000005 02	OTROS PROGRAMAS DE INVERSION	30,000,000	0	30,000,000	0	0	0	0	0	0	0	0	0	0	0	0
801	CUENTAS POR PAGAR GASTOS DE INVERSION	272,892,596	0	133,336,000	0	0	139,556,596	139,556,596	0	139,556,596	100	19,748,050	0	19,748,050	0	119,808,546
801000001 02	CUENTAS POR PAGAR GASTOS DE INVERSION VIGENCIA ANTERIOR	272,892,596	0	133,336,000	0	0	139,556,596	139,556,596	0	139,556,596	100	19,748,050	0	19,748,050	0	119,808,546
TOTALES		69,085,215,169	865,354,000	865,354,000	9,736,499,647	0	78,821,714,816	70,648,480,653	2,024,244,663	72,672,725,316	92	32,860,975,315	3,408,791,305	36,269,766,620	6,148,989,500	36,402,958,696


FIRMA DEL REPRESENTANTE LEGAL
ARMANDO DE JESUS ALMEIRA
QUIROZ


FIRMA DEL SUBGERENTE ADMINISTRATIVO Y FINANCIERO
MAGRETH SANCHEZ BLANCO


FIRMA DEL JEFE DE PRESUPUESTO
ISMAEL TINOCO PINEDA

LICENCIADO A: [HOSPITAL ROSARIO PUMAREJO DE LOPEZ - VALLEDUPAR,] NIT [892399994-5]