

INFORME MENSUAL DE EJECUCIÓN DEL PRESUPUESTO DE GASTOS CONTRALORIA

SECCIÓN 0001

UNIDAD EJECUTORA 01

REGIONAL 0001

MES 6

HOSPITAL ROSARIO PUMAREJO DE LOPEZ VIGENCIA 2018

Código Contable	Denominación del Numeral Rentístico	Presupuesto						Compromisos				Porcentaje por Ejecutar	Pagos			Saldo de Apropriacion	Cuentas por Pagar
		Inicial	Traslados		Modificaciones		Definitivo	Meses Anteriores	Del Mes	Total	Meses Anteriores		Del Mes	Total			
			Adicion	Reduccion	Adicion	Reduccion											
1	2	3	4	5	6	7	8	9	10	11	12	13	14	15	16	17	
1	GASTOS DE PERSONAL	37,355,023,039	0	0	2,620,067,864	0	39,975,090,903	34,309,417,419	581,478,434	34,890,895,853	87	13,548,918,402	1,381,306,292	14,930,224,694	5,084,195,050	19,960,671,159	
101	GASTOS DE ADMINISTRACION	5,055,905,171	0	0	0	0	5,055,905,171	3,336,454,010	379,381,263	3,715,835,273	73	1,464,552,337	478,543,079	1,943,095,416	1,340,069,898	1,772,739,857	
10101	SERVICIOS PERSONALES ASOCIADOS A LA NOMINA	1,308,557,702	0	0	0	0	1,308,557,702	450,455,600	124,376,729	574,832,329	44	361,326,234	55,227,059	416,553,293	733,725,373	158,279,036	
101010101 02	SUELDOS	1,040,418,288	0	0	0	0	1,040,418,288	405,063,880	79,112,957	484,176,837	47	323,826,176	52,385,604	376,211,780	556,241,451	107,965,057	
101010401 02	GASTOS DE REPRESENTACION	29,616,492	0	0	0	0	29,616,492	12,007,710	2,401,542	14,409,252	49	10,806,939	1,200,771	12,007,710	15,207,240	2,401,542	
101010404 02	BONIFICACION ESPECIAL DE RECREACION	5,780,102	0	0	0	0	5,780,102	1,716,830	114,936	1,831,766	32	1,345,804	114,936	1,460,740	3,948,336	371,026	
101010405 02	BONIFICACION POR SERVICIOS PRESTADOS	31,209,348	0	0	0	0	31,209,348	9,013,362	603,413	9,616,775	31	7,065,474	603,413	7,668,887	21,592,573	1,947,888	
101010406 02	PRIMA DE SERVICIOS	45,885,172	0	0	0	0	45,885,172	0	41,221,546	41,221,546	90	0	0	0	4,663,626	41,221,546	
101010407 02	PRIMA DE VACACIONES	47,797,054	0	0	0	0	47,797,054	14,379,768	922,335	15,302,103	32	11,403,079	922,335	12,325,414	32,494,951	2,976,689	
101010408 02	PRIMA DE NAVIDAD	99,577,196	0	0	0	0	99,577,196	0	0	0	0	0	0	0	99,577,196	0	
101010501 02	INDEMNIZACION POR VACACIONES	8,274,050	0	0	0	0	8,274,050	8,274,050	0	8,274,050	100	6,878,762	0	6,878,762	0	1,395,288	
10102	SERVICIOS PERSONALES INDIRECTOS	3,241,957,875	0	0	0	0	3,241,957,875	2,690,000,601	201,665,745	2,891,666,346	89	988,522,341	388,678,474	1,377,200,815	350,291,529	1,514,465,531	
101020001 02	HONORARIOS	239,991,475	0	0	0	0	239,991,475	103,660,066	16,953,105	120,613,171	50	74,579,949	11,318,327	85,898,276	119,378,304	34,714,895	
101020002 02	REMUNERACION SERVICIOS TECNICOS	2,967,000,000	0	0	0	0	2,967,000,000	2,568,605,927	173,937,500	2,742,543,427	92	913,942,392	377,360,147	1,291,302,539	224,456,573	1,451,240,888	
101020003 02	APRENDIZ SENA	32,966,400	0	0	0	0	32,966,400	17,734,608	10,775,140	28,509,748	86	0	0	0	4,456,652	28,509,748	
101020004 02	SUPERNUMERARIOS	2,000,000	0	0	0	0	2,000,000	0	0	0	0	0	0	0	2,000,000	0	
10104	CONTRIBUCIONES INHERENTE A LA NOMINA SECTOR PRIVADO CON SITUACION DE FONDOS	194,738,671	0	0	0	0	194,738,671	71,572,048	22,258,320	93,830,368	48	41,008,910	10,038,651	51,047,561	100,908,303	42,782,807	

6


Código Contable	Denominación del Numeral Rentístico	Presupuesto						Compromisos				Porcentaje por Ejecutar	Pagos			Saldo de Apropriación	Cuentas por Pagar
		Inicial	Traslados		Modificaciones		Definitivo	Meses Anteriores	Del Mes	Total	Meses Anteriores		Del Mes	Total			
			Adición	Reducción	Adición	Reducción											
1	2	3	4	5	6	7	8	9	10	11	12	13	14	15	16	17	
101040001 02	CAJA DE COMPENSACION FAMILIAR-COMFACESAR	48,028,258	0	0	0	0	48,028,258	18,298,894	6,050,049	24,348,943	51	13,985,672	4,985,338	18,971,010	23,679,315	5,377,933	
101040002 01	FONDOS DE CESANTIAS	34,917,075	0	0	0	0	34,917,075	21,689,868	8,969,124	30,658,992	88	0	0	0	4,258,083	30,658,992	
101040003 01	FONDOS DE PENSIONES	24,567,693	0	0	0	0	24,567,693	5,784,642	910,200	6,694,842	27	5,784,642	0	5,784,642	17,872,851	910,200	
101040004 01	EPS SALUD	60,399,338	0	0	0	0	60,399,338	15,225,809	3,778,900	19,004,709	31	15,225,809	96,200	15,322,009	41,394,629	3,682,700	
101040005 01	RIESGOS PROFESIONALES	26,826,307	0	0	0	0	26,826,307	10,572,835	2,550,047	13,122,882	49	6,012,787	4,957,113	10,969,900	13,703,425	2,152,982	
10106	CONTRIBUCIONES INHERENTE A LA NOMINA SECTOR PUBLICO CON SITUACION DE FONDOS	310,650,923	0	0	0	0	310,650,923	124,425,761	31,080,469	155,506,230	50	73,694,852	24,598,895	98,293,747	155,144,693	57,212,483	
101060001 02	INSTITUTO COLOMBIANO DE BIENESTAR FAMILIAR ICBF	36,021,194	0	0	0	0	36,021,194	13,724,713	4,539,133	18,263,846	51	10,489,759	3,740,289	14,230,048	17,757,348	4,033,798	
101060002 02	SENA	24,014,129	0	0	0	0	24,014,129	9,152,111	3,024,713	12,176,824	51	6,995,046	2,492,306	9,487,352	11,837,305	2,689,472	
101060003 01	FONDOS DE CESANTIAS	84,827,585	0	0	0	0	84,827,585	28,283,690	9,748,528	38,032,218	45	0	0	0	46,795,367	38,032,218	
101060004 01	FONDOS DE PENSIONES	132,581,602	0	0	0	0	132,581,602	61,700,127	7,993,295	69,693,422	53	44,644,927	17,118,400	61,763,327	62,888,180	7,930,095	
101060005 01	EPS SALUD	33,206,413	0	0	0	0	33,206,413	11,565,120	5,774,800	17,339,920	52	11,565,120	1,247,900	12,813,020	15,866,493	4,526,900	
102	GASTOS DE OPERACION	21,679,811,336	0	0	2,620,067,864	0	24,299,879,200	20,353,656,877	202,097,171	20,555,754,048	85	1,748,631,994	851,763,213	2,600,395,207	3,744,125,152	17,955,358,841	
10201	SERVICIOS PERSONALES ASOCIADOS A LA NOMINA	1,459,721,399	0	0	0	0	1,459,721,399	502,206,076	155,230,456	657,436,532	45	415,219,747	71,021,282	486,241,029	802,284,867	171,195,503	
102010101 02	SUELDOS	986,246,748	0	0	0	0	986,246,748	396,431,102	78,711,030	475,142,132	48	316,344,261	52,911,055	369,255,316	511,104,616	105,886,816	
102010201 02	RECARGOS Y FESTIVOS	252,829,483	0	0	0	0	252,829,483	68,060,557	14,337,474	82,398,031	33	62,801,753	9,114,954	71,916,707	170,431,452	10,481,324	
102010403 02	BONIFICACION ESPECIAL DE RECREACION	5,479,149	0	0	0	0	5,479,149	2,212,850	1,271,134	3,483,984	64	2,097,914	374,560	2,472,474	1,995,165	1,011,510	
102010404 02	BONIFICACION POR SERVICIOS PRESTADOS	28,765,536	0	0	0	0	28,765,536	11,617,450	6,673,450	18,290,900	64	11,014,037	1,966,439	12,980,476	10,474,636	5,310,424	
102010405 02	PRIMA DE SERVICIOS	42,292,179	0	0	0	0	42,292,179	0	40,482,427	40,482,427	96	0	0	0	1,809,752	40,482,427	
102010406 02	PRIMA DE VACACIONES	44,054,353	0	0	0	0	44,054,353	18,625,909	10,765,594	29,391,503	67	17,703,574	3,664,927	21,368,501	14,662,850	8,023,002	
102010407 02	PRIMA DE NAVIDAD	91,779,901	0	0	0	0	91,779,901	0	0	0	0	0	0	0	91,779,901	0	
102010408 02	INDEMNIZACION POR VACACIONES	8,274,050	0	0	0	0	8,274,050	5,258,208	2,989,347	8,247,555	100	5,258,208	2,989,347	8,247,555	26,495	0	
10202	SERVICIOS PERSONALES INDIRECTOS	19,655,480,427	0	0	2,520,067,864	0	22,175,548,291	19,635,469,290	0	19,635,469,290	89	1,185,209,409	744,925,377	1,930,134,786	2,540,079,001	17,705,334,504	
102020001 02	CAMILLEROS	257,500,000	0	0	0	0	257,500,000	256,666,667	0	256,666,667	100	58,520,000	42,495,469	101,015,469	833,333	155,651,198	
102020002 02	CONDUCTORES	89,500,000	0	0	0	0	89,500,000	89,432,832	0	89,432,832	100	31,887,936	10,995,840	42,883,776	67,168	46,549,056	
102020003 02	SUPERNUMERARIOS	7,000,000	0	0	0	0	7,000,000	0	0	0	0	0	0	0	7,000,000	0	
102020004 02	SERVICIOS ASISTENCIALES	19,301,480,427	0	0	2,520,067,864	0	21,821,548,291	19,289,369,791	0	19,289,369,791	88	1,094,801,473	691,434,068	1,786,235,541	2,532,178,500	17,503,134,250	
10204	CONTRIBUCIONES INHERENTE A LA NOMINA SECTOR PRIVADO CON SITUACION DE FONDOS	325,280,658	0	0	100,000,000	0	425,280,658	116,508,831	30,133,256	146,642,087	34	72,195,667	29,085,349	101,281,016	278,638,571	45,361,071	
102040001 02	CAJA DE COMPENSACION FAMILIAR-COMFACESAR	54,386,698	0	0	0	0	54,386,698	19,762,806	6,534,051	26,296,857	48	15,104,528	5,384,162	20,488,690	28,089,841	5,808,167	
102040002 01	FONDOS DE CESANTIAS	89,962,549	0	0	100,000,000	0	189,962,549	34,730,034	646,852	35,376,886	19	0	10,000,000	10,000,000	154,585,663	25,376,886	
102040003 01	FONDOS DE PENSIONES	64,154,441	0	0	0	0	64,154,441	13,370,381	10,045,800	23,416,181	36	13,370,381	5,633,200	19,003,581	40,738,260	4,412,600	
102040004 01	EPS SALUD	85,892,345	0	0	0	0	85,892,345	37,226,945	10,152,500	47,379,445	55	37,226,945	2,714,300	39,941,245	38,512,900	7,438,200	
102040005 01	RIESGOS PROFESIONALES	30,884,625	0	0	0	0	30,884,625	11,418,665	2,754,053	14,172,718	46	6,493,813	5,353,687	11,847,500	16,711,907	2,325,218	


Código Contable	Denominación del Numeral Rentístico	Presupuesto					Compromisos			Ejecutado por Ejecutar	Pagos			Saldo de Apropriacion	Cuentas por Pagar	
		Inicial	Traslados		Modificaciones		Definitivo	Meses Anteriores	Del Mes		Total	Meses Anteriores	Del Mes			Total
			Adicion	Reduccion	Adicion	Reduccion										
1	2	3	4	5	6	7	8	9	10	11	12	13	14	15	16	17
10206	CONTRIBUCIONES INHERENTES A LA NOMINA SECTOR PUBLICO CON SITUACION DE FONDOS	239,328,852	0	0	0	0	239,328,852	99,472,680	16,733,459	116,206,139	49	76,007,171	6,731,205	82,738,376	123,122,713	33,467,763
102060001 02	INSTITUTO COLOMBIANO DE BIENESTAR FAMILIAR ICBF	40,790,023	0	0	0	0	40,790,023	14,822,687	4,902,267	19,724,954	48	11,328,941	4,039,511	15,368,452	21,065,069	4,356,502
102060002 02	SENA	27,193,349	0	0	0	0	27,193,349	9,884,289	3,266,687	13,150,976	48	7,554,654	2,691,694	10,246,348	14,042,373	2,904,628
102060003 01	FONDOS DE CESANTIAS	36,484,705	0	0	0	0	36,484,705	17,642,128	0	17,642,128	48	0	0	0	18,842,577	17,642,128
102060004 01	FONDOS DE PENSIONES	112,986,571	0	0	0	0	112,986,571	44,456,550	8,564,505	53,021,055	47	44,456,550	0	44,456,550	59,965,516	8,564,505
102060005 01	EPS SALUD	21,874,204	0	0	0	0	21,874,204	12,667,026	0	12,667,026	58	12,667,026	0	12,667,026	9,207,178	0
103	CUENTAS POR PAGAR SERVICIOS PERSONALES	10,619,306,532	0	0	0	0	10,619,306,532	10,619,306,532	0	10,619,306,532	100	10,335,734,071	51,000,000	10,386,734,071	0	232,572,461
103050001 02	CUENTAS POR PAGAR SERVICIOS PERSONALES VIGENCIA ANTERIOR	10,604,606,532	0	0	0	0	10,604,606,532	10,604,606,532	0	10,604,606,532	100	10,335,734,071	51,000,000	10,386,734,071	0	217,872,461
103050002 02	CUENTAS POR PAGAR SERV PERSONALES OTRAS VIGENCIAS	14,700,000	0	0	0	0	14,700,000	14,700,000	0	14,700,000	100	0	0	0	0	14,700,000
2	GASTOS GENERALES	13,065,353,689	0	0	241,013,463	0	13,306,367,152	9,112,805,171	246,439,532	9,359,244,703	70	3,765,568,464	536,841,177	4,302,409,641	3,947,122,449	5,056,835,062
201	GASTOS DE ADMINISTRACION	1,081,958,500	0	0	0	0	1,081,958,500	358,099,324	40,882,810	398,982,134	37	129,858,652	52,957,031	182,815,683	682,976,366	216,165,451
20101	ADQUISICION DE BIENES	189,906,961	0	0	0	0	189,906,961	11,155,900	0	11,155,900	6	5,416,900	0	5,416,900	178,751,061	5,739,000
201010101 02	COMPRA DE EQUIPOS	17,193,923	0	0	0	0	17,193,923	4,796,900	0	4,796,900	28	4,296,900	0	4,296,900	12,397,023	500,000
201010201 02	MANTENIMIENTO HOSPITALARIO	172,713,038	0	0	0	0	172,713,038	6,359,000	0	6,359,000	4	1,120,000	0	1,120,000	166,354,038	5,239,000
20102	ADQUISICION DE SERVICIOS	720,908,033	0	0	0	0	720,908,033	343,529,463	40,882,810	384,412,273	53	122,288,844	52,957,031	175,245,875	336,495,760	209,166,398
201020001 02	SERVICIOS PUBLICOS	170,495,791	0	0	0	0	170,495,791	68,787,195	14,752,810	83,540,005	49	59,539,024	19,751,391	79,290,415	86,955,786	4,249,590
201020002 02	VIATICOS Y GASTOS DE VIAJES	23,111,135	0	0	0	0	23,111,135	5,222,569	0	5,222,569	23	4,922,569	0	4,922,569	17,888,566	300,000
201020003 02	COMUNICACION Y TRANSPORTES	29,689,255	0	0	0	0	29,689,255	11,822,669	0	11,822,669	40	0	1,959,200	1,959,200	17,866,586	9,863,469
201020004 02	PUBLICIDAD	9,000,000	0	0	0	0	9,000,000	1,000,000	0	1,000,000	11	0	0	0	8,000,000	1,000,000
201020005 02	CAPACITACION	24,391,000	0	0	0	0	24,391,000	2,916,350	0	2,916,350	12	2,916,350	0	2,916,350	21,474,650	0
201020006 02	BIENESTAR SOCIAL	79,400,000	0	0	0	0	79,400,000	29,799,988	300,000	30,099,988	38	21,899,988	1,300,000	23,199,988	49,300,012	6,900,000
201020007 02	ARRENDAMIENTOS	220,000,000	0	0	0	0	220,000,000	159,598,000	19,260,000	178,858,000	81	4,708,000	12,840,000	17,548,000	41,142,000	161,310,000
201020008 02	IMPRESOS Y PUBLICACIONES	34,771,265	0	0	0	0	34,771,265	17,378,300	1,570,000	18,948,300	54	5,487,000	6,664,000	12,151,000	15,822,965	6,797,300
201020009 02	OTROS GASTOS	30,385,305	0	0	0	0	30,385,305	10,635,203	0	10,635,203	35	7,385,292	0	7,385,292	19,750,102	3,249,911
201020010 02	COMBUSTIBLES Y LUBRICANTES	83,764,282	0	0	0	0	83,764,282	35,882,752	5,000,000	40,882,752	49	15,144,184	10,442,440	25,586,624	42,881,530	15,296,128
201020011 02	GRAVAMEN FINANCIERO	15,900,000	0	0	0	0	15,900,000	486,437	0	486,437	3	286,437	0	286,437	15,413,563	200,000
20103	IMPUESTOS	171,143,506	0	0	0	0	171,143,506	3,413,961	0	3,413,961	2	2,152,908	0	2,152,908	167,729,545	1,261,053
201030001 02	IMPUESTOS, TASAS, MULTAS Y SANCIONES	171,143,506	0	0	0	0	171,143,506	3,413,961	0	3,413,961	2	2,152,908	0	2,152,908	167,729,545	1,261,053
202	GASTOS DE OPERACION	7,144,537,235	0	0	241,013,463	0	7,385,550,698	4,072,339,828	205,556,722	4,277,896,550	58	844,038,270	271,431,524	1,115,469,794	3,107,654,148	3,162,426,756
20201	ADQUISICION DE BIENES	3,437,502,082	0	0	241,013,463	0	3,678,515,545	2,018,882,388	9,032,880	2,027,915,268	55	202,964,393	249,090,963	452,055,356	1,650,600,277	1,575,859,912


Código Contable	Denominación del Numeral Rentístico	Presupuesto					Compromisos					Ejecutado por Ejecutar	Pagos			Saldo de Apropiación	Cuentas por Pagar
		Inicial	Trasladados		Modificaciones		Definitivo	Meses Anteriores	Del Mes	Total	Meses Anteriores		Del Mes	Total			
			Adición	Reducción	Adición	Reducción											
1	2	3	4	5	6	7	8	9	10	11	12	13	14	15	16	17	
202010101 02	MANTENIMIENTO HOSPITALARIO	3,281,547,720	0	0	241,013,463	0	3,522,561,183	1,924,050,167	9,032,880	1,933,083,047	55	154,481,654	205,822,781	360,304,435	1,589,478,136	1,572,778,612	
202010202 02	PAPELERIA Y UTILES DE OFICINA	114,093,022	0	0	0	0	114,093,022	67,263,921	0	67,263,921	59	22,345,739	43,268,182	65,613,921	46,829,101	1,650,000	
202010203 02	MATERIALES DE OFICINA, EQUIPOS DE OFICINAS Y OTROS	10,000,000	0	0	0	0	10,000,000	3,390,000	0	3,390,000	34	3,390,000	0	3,390,000	6,610,000	0	
202010204 02	IMPRESOS Y PUBLICACIONES	25,000,000	0	0	0	0	25,000,000	22,915,000	0	22,915,000	92	22,747,000	0	22,747,000	2,085,000	168,000	
202010205 02	OTROS IMPREVISTOS	6,861,340	0	0	0	0	6,861,340	1,263,300	0	1,263,300	18	0	0	0	5,598,040	1,263,300	
20202	ADQUISICION DE SERVICIOS	3,707,035,153	0	0	0	0	3,707,035,153	2,053,457,440	196,523,842	2,249,981,282	61	641,073,877	22,340,561	663,414,438	1,457,053,871	1,586,566,844	
202020101 02	LAVANDERIA	586,000,000	0	0	0	0	586,000,000	474,458,562	0	474,458,562	81	0	0	0	111,541,438	474,458,562	
202020102 02	SERVICIO DE VIGILANCIA	666,440,000	0	0	0	0	666,440,000	575,433,600	0	575,433,600	86	0	0	0	91,006,400	575,433,600	
202020103 02	ELEMENTOS DE ASEO Y BOLSAS HOSPITALARIAS	67,409,170	0	0	0	0	67,409,170	61,595,076	0	61,595,076	91	45,624,000	15,000,000	60,624,000	5,814,094	971,076	
202020104 02	VIATICOS Y GASTOS DE VIAJES	24,276,051	0	0	0	0	24,276,051	13,535,444	5,126,432	18,661,876	77	12,334,415	6,327,461	18,661,876	5,614,175	0	
202020105 02	SERVICIOS PUBLICOS	1,680,629,541	0	0	0	0	1,680,629,541	659,173,100	147,799,010	806,972,110	48	387,677,780	0	387,677,780	873,657,431	419,294,330	
202020106 02	EPS DESECHOS HOSPITALARIOS	140,000,000	0	0	0	0	140,000,000	59,400,000	39,600,000	99,000,000	71	0	0	0	41,000,000	99,000,000	
202020107 02	SEGUROS	236,000,000	0	0	0	0	236,000,000	146,570,629	3,998,400	150,569,029	64	145,557,253	1,013,100	146,570,353	85,430,971	3,998,676	
202020108 02	COMUNICACION Y TRANSPORTES	1,134,855	0	0	0	0	1,134,855	1,000,000	0	1,000,000	88	670,400	0	670,400	134,855	329,600	
202020109 02	PUBLICIDAD	2,646,000	0	0	0	0	2,646,000	0	0	0	0	0	0	0	2,646,000	0	
202020110 02	CAPACITACION-PLAN DE CAPACITACION	2,944,900	0	0	0	0	2,944,900	0	0	0	0	0	0	0	2,944,900	0	
202020111 02	SALUD OCUPACIONAL	29,549,901	0	0	0	0	29,549,901	27,834,500	0	27,834,500	94	26,834,500	0	26,834,500	1,715,401	1,000,000	
202020113 02	CONVENIO DOCENCIA DE SERVICIOS E INVESTIGACION	109,005,687	0	0	0	0	109,005,687	1,185,000	0	1,185,000	1	0	0	0	107,820,687	1,185,000	
202020114 02	CONVENIO BANCO DE LECHE HUMANA	110,000,000	0	0	0	0	110,000,000	2,000,000	0	2,000,000	2	0	0	0	108,000,000	2,000,000	
202020115 02	GESTION AMBIENTAL	50,999,048	0	0	0	0	50,999,048	31,271,529	0	31,271,529	61	22,375,529	0	22,375,529	19,727,519	8,896,000	
203	CUENTAS POR PAGAR GASTOS GENERALES	4,838,857,954	0	0	0	0	4,838,857,954	4,682,366,019	0	4,682,366,019	97	2,791,671,542	212,452,622	3,004,124,164	156,491,935	1,678,241,855	
203040001 02	CUENTAS POR PAGAR GASTOS GENERALES VIGENCIA ANTERIOR	3,066,544,761	0	0	0	0	3,066,544,761	3,001,342,980	0	3,001,342,980	98	2,397,012,138	212,452,622	2,609,464,760	65,201,781	391,878,220	
203040002 02	CUENTAS POR PAGAR GASTOS GENERALES OTRAS VIGENCIAS	1,772,313,193	0	0	0	0	1,772,313,193	1,681,023,039	0	1,681,023,039	95	394,659,404	0	394,659,404	91,290,154	1,286,363,635	
3	TRANSFERENCIAS CORRIENTES	3,771,334,675	0	0	546,106,087	0	4,317,440,762	3,371,421,943	556,119,206	3,927,541,149	91	343,934,913	382,092,271	726,027,184	389,899,613	3,201,513,965	
3100	TRANSFERENCIAS AL SECTOR PUBLICO	145,773,091	0	0	0	0	145,773,091	0	0	0	0	0	0	0	145,773,091	0	
310000301 02	CUOTA DE AUDITAJE	118,467,019	0	0	0	0	118,467,019	0	0	0	0	0	0	0	118,467,019	0	
310000302 02	TASA SUPERVIGILANCIA EN SALUD SUPERSALUD	27,306,072	0	0	0	0	27,306,072	0	0	0	0	0	0	0	27,306,072	0	

Código Contable	Denominación del Numeral Rentístico	Presupuesto					Compromisos					Ejecutado por Ejecutar	Pagos			Saldo de Apropriación	Cuentas por Pagar
		Inicial	Traslados		Modificaciones		Definitivo	Meses Anteriores	Del Mes	Total	Meses Anteriores		Del Mes	Total			
			Adición	Reducción	Adición	Reducción											
1	2	3	4	5	6	7	8	9	10	11	12	13	14	15	16	17	
3200	TRANSFERENCIAS PREVISION Y SEGURIDAD SOCIAL	196,353,688	0	0	0	0	196,353,688	60,467,150	0	60,467,150	31	0	0	0	135,886,538	60,467,150	
320030002 02	PENSIONES, JUBILACIONES Y CUOTAS PARTES PENSIONALES	196,353,688	0	0	0	0	196,353,688	60,467,150	0	60,467,150	31	0	0	0	135,886,538	60,467,150	
3300	OTRAS TRANSFERENCIAS CORRIENTES	1,000,000,000	0	0	546,106,087	0	1,546,106,087	931,096,206	556,119,206	1,487,215,412	96	284,661,088	382,092,271	666,753,359	58,890,675	820,462,053	
330010001 02	SENTENCIAS Y CONCILIACIONES	1,000,000,000	0	0	546,106,087	0	1,546,106,087	931,096,206	556,119,206	1,487,215,412	96	284,661,088	382,092,271	666,753,359	58,890,675	820,462,053	
3400	CUENTAS POR PAGAR VIENGCIAS ANTERIORES	2,429,207,896	0	0	0	0	2,429,207,896	2,379,858,587	0	2,379,858,587	98	59,273,825	0	59,273,825	49,349,309	2,320,584,762	
340010001 02	CUENTAS POR PAGAR TRANSFERENCIAS VIGENCIA ANTERIOR	851,239,016	0	0	0	0	851,239,016	815,520,176	0	815,520,176	96	17,858,125	0	17,858,125	35,718,840	797,662,051	
340010002 02	CUENTAS POR PAGAR TRANSFERENCIAS OTRAS VIGENCIAS	1,577,968,880	0	0	0	0	1,577,968,880	1,564,338,411	0	1,564,338,411	99	41,415,700	0	41,415,700	13,630,469	1,522,922,711	
4	GASTOS DE OPERACION COMERCIAL Y PRESTACION DE SERVICIOS	14,427,731,840	0	0	1,413,081,837	0	15,840,813,677	13,335,703,894	920,088,104	14,255,791,998	90	4,692,155,003	902,510,115	5,594,665,118	1,585,021,679	8,661,126,880	
42001	GASTOS DE COMERCIALIZACION	6,440,000,000	0	0	1,413,081,837	0	7,853,081,837	6,102,978,543	898,949,378	7,001,927,921	89	2,785,225,995	497,676,234	3,282,902,229	851,153,916	3,719,025,692	
420010001 02	COMPRA DE BIENES PARA LA COMERCIALIZACION Y VENTA	6,440,000,000	0	0	1,413,081,837	0	7,853,081,837	6,102,978,543	898,949,378	7,001,927,921	89	2,785,225,995	497,676,234	3,282,902,229	851,153,916	3,719,025,692	
42002	GASTOS PRESTACION DE SERVICIOS	1,120,000,000	0	0	0	0	1,120,000,000	805,122,709	21,138,726	826,261,435	74	151,353,083	0	151,353,083	293,738,565	674,908,352	
420020001 02	MATERIAL REACTIVOS PARA LABORATORIO CLINICO	630,000,000	0	0	0	0	630,000,000	414,210,654	12,972,060	427,182,714	68	13,066,305	0	13,066,305	202,817,286	414,116,409	
420020002 02	MATERIAL REACTIVOS BANCO DE SANGRE	490,000,000	0	0	0	0	490,000,000	390,912,055	8,166,666	399,078,721	81	138,286,778	0	138,286,778	90,921,279	260,791,943	
42003	GASTOS COMPLEMENTARIOS	980,000,000	0	0	0	0	980,000,000	916,500,000	0	916,500,000	94	0	0	0	63,500,000	916,500,000	
420030001 02	GASTOS COMPLEMENTARIOS-ALIMENTACION	980,000,000	0	0	0	0	980,000,000	916,500,000	0	916,500,000	94	0	0	0	63,500,000	916,500,000	
43000	CUENTAS POR PAGAR PROVEEDORES GASTOS DE COMERCIALIZACION Y PRESTAC SERVICIOS	5,887,731,840	0	0	0	0	5,887,731,840	5,511,102,642	0	5,511,102,642	94	1,755,575,925	404,833,881	2,160,409,806	376,629,198	3,350,692,836	
430000001 02	CUENTAS POR PAGAR PROVEEDORES GASTOS DE COMERCIALIZACION Y PRESTAC DE SERVICIOS	2,844,200,152	0	0	0	0	2,844,200,152	2,467,570,954	0	2,467,570,954	87	1,510,319,405	322,043,737	1,832,363,142	376,629,198	635,207,812	
430000002 02	CUENTAS POR PAGAR OTRAS VIGENCIAS ANTERIORES	3,043,531,688	0	0	0	0	3,043,531,688	3,043,531,688	0	3,043,531,688	100	245,256,520	82,790,144	328,046,664	0	2,715,485,024	
8	GASTOS DE INVERSION	465,771,926	0	0	0	0	465,771,926	207,023,994	33,022,500	240,046,494	52	87,215,448	0	87,215,448	225,725,432	152,831,046	
800000002 02	GASTOS DE INVERSION SECTOR SALUD OBRAS CIVILES	1,000,000	0	0	0	0	1,000,000	0	0	0	0	0	0	0	1,000,000	0	
800000003 02	ESTUDIOS DE PREINVERSION	1,000,000	0	0	0	0	1,000,000	0	0	0	0	0	0	0	1,000,000	0	

Código Contable	Denominación del Numeral Rentístico	Inicial	Presupuesto				Definitivo	Compromisos			Porcentaje por Ejecutar	Pagos			Saldo de Apropriacion	Cuentas por Pagar
			Trasladados		Modificaciones			Meses Anteriores	Del Mes	Total		Meses Anteriores	Del Mes	Total		
			Adicion	Reduccion	Adicion	Reduccion										
1	2	3	4	5	6	7	8	9	10	11	12	13	14	15	16	17
800000004 02	ADQUISICION DE EQUIPOS, MATERIALES, SUMINISTROS Y SERVICIOS PROPIOS DEL SECTOR	160,879,330	0	0	0	0	160,879,330	67,467,398	33,022,500	100,489,898	62	67,467,398	0	67,467,398	60,389,432	33,022,500
800000005 02	OTROS PROGRAMAS DE INVERSION	30,000,000	0	0	0	0	30,000,000	0	0	0	0	0	0	0	30,000,000	0
801	CUENTAS POR PAGAR GASTOS DE INVERSION	272,892,596	0	0	0	0	272,892,596	139,556,596	0	139,556,596	51	19,748,050	0	19,748,050	133,336,000	119,808,546
801000001 02	CUENTAS POR PAGAR GASTOS DE INVERSION VIGENCIA ANTERIOR	272,892,596	0	0	0	0	272,892,596	139,556,596	0	139,556,596	51	19,748,050	0	19,748,050	133,336,000	119,808,546
TOTALES		69,085,215,169	0	0	4,820,269,251	0	73,905,484,420	60,336,372,421	2,337,147,776	62,673,520,197	85	22,437,792,230	3,202,749,855	25,640,542,085	11,231,964,223	37,032,978,112


 FIRMA DEL REPRESENTANTE LEGAL
 ARMANDO DE JESUS ALMEIRA QUIROZ


 FIRMA DEL SUBGERENTE ADMINISTRATIVO Y
 FINANCIERO
 MAGRETH SANCHEZ BLANCO


 FIRMA DEL JEFE DE PRESUPUESTO
 ISMAEL TINOCO PINEDA

LICENCIADO A: [HOSPITAL ROSARIO PUMAREJO DE LOPEZ - VALLEDUPAR,] NIT [892399994-5]